

Photo credit: Southwestern Community College

Nearly half of all undergraduates in the United States attend community colleges, and with good reason. These open-access institutions serve a diverse student population with diverse needs. From recent high school graduates to adult learners, the affordability and flexibility offered by community colleges can help put any person's educational and career goals within reach.

## A national look at community colleges and the students they serve

### Innovation at Work

Innovation occurs every day at America's community colleges. Stronger educational pathways are being put in place to ensure the seamless transition from K–12 to community college, to 4-year institutions and beyond. Developmental education is being redesigned to more efficiently help those who aren't college ready. New teaching methodologies and increased use of technology are allowing faculty to meet students where they are. Partnerships with industry are better preparing students for the 21st-century workforce. Students of all backgrounds are finding success at community colleges.



Photo credit: Queensborough Community College


### A Focus on Success

**Student Success, ASAP** – The Accelerated Study in Associate Programs (ASAP) through the City University of New York (CUNY) is designed to help motivated students earn their associate degree as quickly as possible, with a goal of graduating at least 50% of students within 3 years or less. Students aren't only given academic assistance; the program also removes social and financial barriers faced by many community college students. ASAP students receive MetroCards, reduced textbook costs, tuition waivers, and special registration options that allows students to choose classes that fit their busy schedules. All this and a dedicated ASAP advisor create a clearer path to success.



**Success Starts Early** – In Maine, early college enrollment is soaring. The Maine Community College System implemented Early College for ME (ECforME) in 2003. It's a dual-enrollment program targeting low-income, first-generation, and rural high school students. Success is in the numbers. Completion and retention rates are well above the national average. Since its start, ECforME has served more than 8,000 students. About a third have gone on to enroll in a Maine community college, and those students receive scholarships.

## Number and Type of Colleges



## Headcount Enrollment (Fall 2014)<sup>2</sup>

Program Type	#	%	Attendance	#	%
Credit	7.3M	60%	Part-time	4.5M	62%
Noncredit <sup>3</sup>	5.0M	40%	Full-time	2.8M	38%
<b>TOTAL</b>	<b>12.3M</b>	<b>100%</b>	<b>TOTAL</b>	<b>7.3M</b>	<b>100%</b>

Estimated change from Fall 2014–Fall 2015: -2.4%.<sup>4</sup>

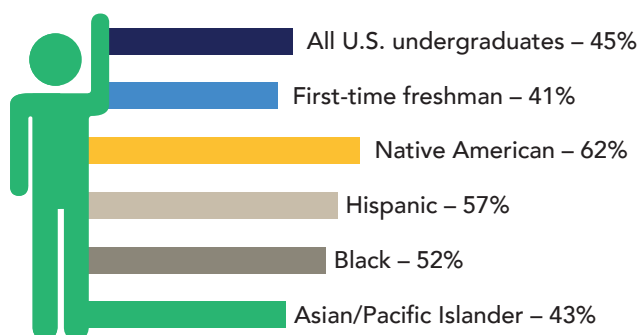
## Demographics of Students Enrolled for Credit

Ethnicity <sup>2</sup>	%	Age <sup>5</sup>	%	Gender <sup>2</sup>
White	49%	Average	28	
Hispanic	22%	Median	24	
Black	14%	≤21	37%	
Asian/Pacific Islander	6%	22-39	49%	
Native American	1%	40+	14%	
Two or more races	3%			
Other/Unknown	4%			
Nonresident Alien	1%			

## Other Student Demographics<sup>5</sup>

First generation to attend college – 36%  
Single parent – 17%  
Non-U.S. citizens – 7%  
Veterans – 4%  
Students with disabilities – 12%

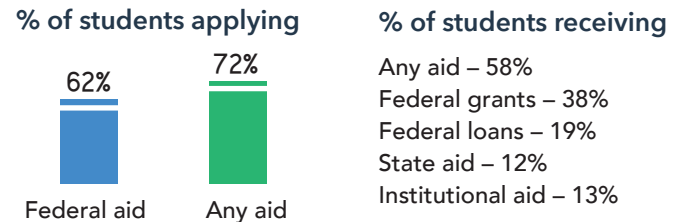
## Representation of Community College Students Among Undergraduates (Fall 2014)<sup>2</sup>



## Employment Status (2011–2012)<sup>5</sup>

Full-time students employed full time – 22%  
Full-time students employed part time – 40%  
Part-time students employed full time – 41%  
Part-time students employed part time – 32%

## Student Financial Aid (2011–2012)<sup>5</sup>



## % of Federal Aid Received by Community Colleges (2013–2014)<sup>6</sup>

Pell Grants – 36%  
Federal Work Study – 18%  
Federal Supplemental Educational Opportunity Grants – 23%

## Average Annual Tuition and Fees (2015–2016)<sup>7</sup>

Community Colleges (public, in district) – \$3,430  
4-year colleges (public, in state) – \$9,410

## Degrees and Certificates Awarded (2013–2014)<sup>8</sup>



Bachelor's degrees awarded by 88 public and 58 independent colleges<sup>1,8</sup>

## Community College Revenues by Source (2013–14)<sup>9</sup>

Sources	Revenue	%
Tuition	\$17,242,025,437	29.5%
Federal	\$8,264,032,954	14.1%
State	\$17,442,989,183	29.8%
Local	\$10,568,296,830	18.1%
Other	\$4,929,830,599	8.4%
<b>TOTAL</b>	<b>\$58,447,175,003</b>	<b>100.0%</b>

### Source

<sup>1</sup> AACC membership database, January 2016.

<sup>2</sup> NCES. (2015). IPEDS Fall 2014 Enrollment Survey [AACC analysis].

<sup>3</sup> AACC membership database, 2016 [AACC analysis].

<sup>4</sup> National Student Clearinghouse. (2015). Term Enrollment Estimates Fall 2015.

<sup>5</sup> NCES. (2015). 2011–12 National Postsecondary Student Aid Study (NPSAS:12) [AACC analysis].

<sup>6</sup> College Board. (2015). Trends in Student Aid: 2015.

<sup>7</sup> College Board. (2015). Trends in College Pricing: 2015.

<sup>8</sup> NCES. (2015). IPEDS 2013–2014 Completion Survey [AACC analysis].

<sup>9</sup> NCES (2015). IPEDS 2013–14 Finance Survey Files [AACC analysis].

<sup>10</sup> NCES. (2015). IPEDS 2014 Institutional Characteristics Survey File [AACC analysis].





## ABOUT AACC



Photo credit: John Tyler Community College

Founded in 1920, the American Association of Community Colleges (AACC) is the primary advocacy organization for the nation's community colleges. The association represents more than 1,100 associate degree-granting institutions and more than 12 million students.

AACC is governed by a 32-member board of directors, elected for 3-year staggered terms.

### DID YOU KNOW?

\$809 billion in income was added to the U.S. economy in 2012 by America's community colleges and their students.

Take a closer look at the work AACC does on behalf of its members.

### Working for Community Colleges

**The Pathways Project** – With generous funding from the Bill & Melinda Gates Foundation, AACC recently launched a national project focused on building capacity for community colleges to design and implement structured academic and career pathways at scale, for all of their students. Building on emerging research and experience in the field, the project reflects AACC's commitments to follow through on recommendations set forth in the 2012 report of the 21st-Century Commission on the Future of Community Colleges, *Reclaiming the American Dream*, and the 2014 implementation guide.

**Building Leadership Capacity** – AACC provides exemplary professional development for current and up-and-coming community college leaders, growing the field and ensuring administrators are prepared. Visit "Events" on AACC's website for a complete listing of AACC meetings and seminars and to view other professional development opportunities for higher education professionals.

**Maximizing Resources to Community Colleges** – AACC supports legislation and member-driven efforts to create new incentives for institutions and their students to make student success and completion a priority. Collaboration with philanthropy, government at the federal and state levels, and the private sector drives these initiatives.

### Keeping You Informed

AACC is focused on community college events and issues. Through its *Community College Daily* online newspaper, *Community College Journal* magazine, Washington Watch, DataPoints and other publications, AACC provides timely and insightful information to its members and the public.

### AACC LEADERSHIP

Walter G. Bumphus  
President and CEO

**2015–2016 Board Chair**  
Charlene Dukes  
President, Prince George's  
Community College, MD

**2015–2016 Board Chair-Elect**  
Dan Phelan  
President, Jackson College, MI

### JOIN THE CONVERSATION



One Dupont Circle NW, Suite 410  
Washington, DC 20036  
202-728-0200

For a complete directory of departments and staff, go online and click on "About AACC."

Learn more at  
[www.aacc.nche.edu](http://www.aacc.nche.edu)



## Providing Needed Resources

**Preparing Community College Leaders** – A 2012 survey of community college CEOs revealed that about 75% planned to retire in the next 10 years, with another 15% eyeing retirement in 11–15 years. To stem the oncoming leadership gap, AACC's Leadership Suite offers professional development opportunities for community college leaders looking to advance their career to a higher level at their college. Opportunities also are available for college team training and executive leadership coaching. More information can be found at [www.aacc.nche.edu/leadershipsuite](http://www.aacc.nche.edu/leadershipsuite).

**Advocacy** – AACC's members have full-time advocacy at the federal level, and often at state and regional levels through the Government Relations Office. AACC represents the needs of the nation's community colleges and their students to federal policymakers. The association's government relations agenda covers a broad array of issues, and AACC is often invited to take part in high-profile discussions and decisions with the U.S. Departments of Education, Labor, State, and Agriculture.

**Expand Your Job Search** – AACC's Career Center maintains an active list of jobs at community colleges across the United States. Search positions or post openings on your campus. Visit <http://bit.ly/1ixvITn>.

**Community College Trends and Statistics** – AACC is a source for data and research that members can use in advocacy and fundraising. Find in-depth information on community colleges, the students who attend them, and the faculty and staff who work at them, as well as the vital role community colleges play in their communities. Go to [www.aacc.nche.edu/CCStats](http://www.aacc.nche.edu/CCStats).

**21st Century Center** – AACC created the 21st Century Center as a resource for community colleges to enhance efforts and share promising practices. Daily articles update readers on new and successful programs occurring at community colleges. Videos, reports, and toolkits are shareable with staff and faculty, board, and other stakeholders. [www.aacc21stCenturyCenter.org](http://www.aacc21stCenturyCenter.org)

## DID YOU KNOW?



Famous alumni of community colleges include director George Lucas, actor Tom Hanks, author Amy Tan, and former U.S. Surgeon General Richard Carmona.

## AACC 2016 Budget

### Revenue

Membership	44%
Grants and Contracts	36%
Other Revenue	12%
Publications	4%
Convention (net)	3%
Seminars and Workshops	1%

### Expenditures

Grants and Contracts	36%
Policy Development and Advocacy	15%
Academic and Student Affairs	5%
Research	5%
Communications and Public Relations	3%
International Services	3%
Member Support Services	3%
Leadership Development	2%
Diversity and Inclusion	1%
Publication	1%
Workforce and Economic Development	1%
General and Administrative	17%
Web and Technical Services	7%
Fundraising	1%

### 2016 Operating Budget

**\$16.3 million**